



MICROSOFT TEAMS

Joining a Live Event without a Microsoft Teams app

What is Teams?

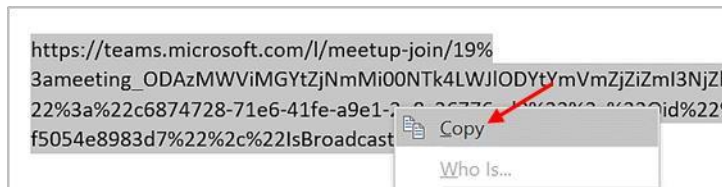
Teams is **the hub for team work in Office 365.**

Teams gives you and your team a common workspace where you can easily communicate and collaborate. You can ***have conversations and meetings and do online broadcasts to a large number of people (webinars).*** You can also ***share and work on files together.***

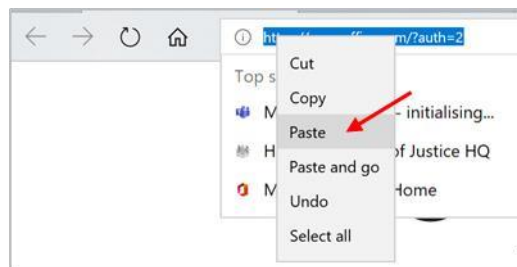
At the NPS & CRCs, you may be invited to attend a Teams Live Event or Webinar. Please follow the instructions below to join in successfully.

1. Copy the event link and join on your Web browser (on a work or personal device)

1. Locate the email, invite or intranet page containing the link to the live event and **highlight the link event link**
2. **Right click** the link and select **Copy**

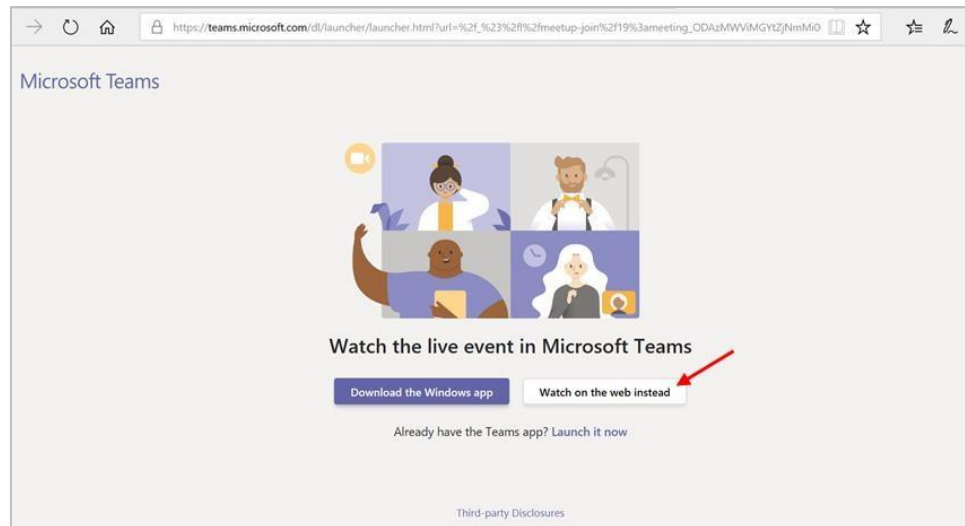


3. Go to **your Web Browser** and right click in the **address bar**

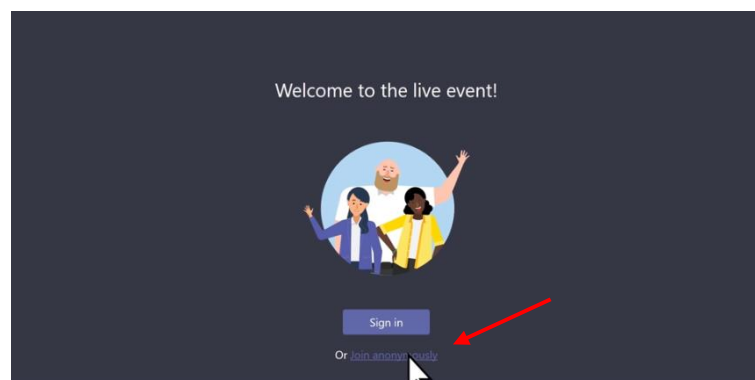


4. Select **Paste** and press **Enter** on your keyboard

- 2. Watch the Live Event**
5. In the Teams Live Event start up page, select the option to **Watch on the web instead**



6. A **Welcome page** like the one below may appear; click **Join anonymously**

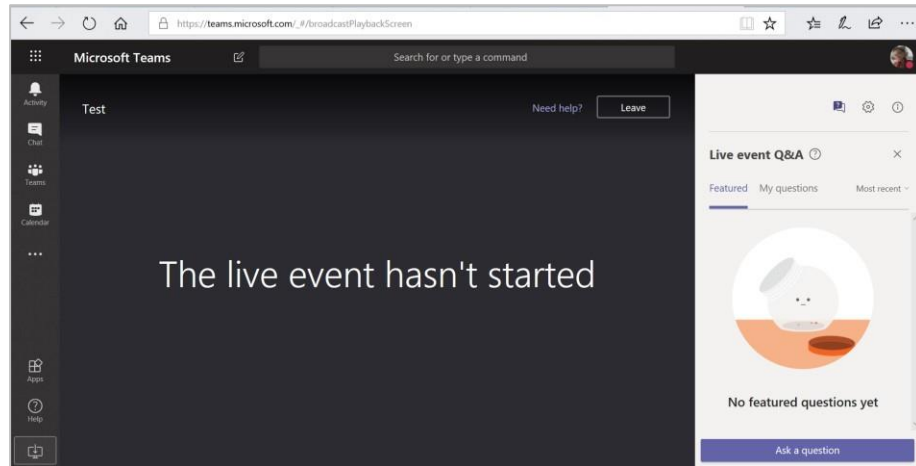


7. If you select **Sign In** on previous step, select or type your **Email address** (e.g. john.smith@justice.gov.uk) and type in your **Password** if requested





8. This will open Microsoft Teams and take you straight to the live event. You may see a page like the one displayed below as you wait for the event to start



9. If the above screen doesn't show, please check that you haven't joined too early and **Refresh your Web Browser**


3. Join in the moderated Q&A

During the live event ***you can ask questions with the Q&A feature.***

The Q&A is moderated by the producer(s) of the event and they choose which questions and answers will be published during the broadcast.

1. Click **Ask a question** on the right of your screen
2. Type in your question in the **Ask a question box.**

You can ask anonymously by ticking **Post as anonymous**

3. Click  to post your question
4. Remember that your **questions are moderated** and are **only visible when the moderator has approved them.**

Click **Featured** to view questions that have been published by the moderator

